



Convocation Ritual
for
Pronaoi

CONVOCATION RITUAL

GENERAL INSTRUCTIONS

- No part of this ritual may be changed, omitted, or added to without the written authorization of the Emperor, and this authorization can only be requested by the Grand Master.
- All active members of the Order may participate in this ritual.
- It is important that each of the three officers knows his or her role fully, so that the ritual may be conducive to providing the members with the opportunity for a truly mystical experience.
- The Secretary is called “Archivist” in all the rituals.
- The officers should be present at the Pronaos before the other members and they should sign the convocation register after having presented their credentials to the Secretary.
- The three officers wear the Rosicrucian apron.
- The Master also wears the Master collar.
- The three officers should be dressed appropriately - smart casual or business attire, no jeans, t-shirts, or tennis shoes.
- It is imperative that this ritual starts at the appointed time.

SPECIAL INSTRUCTIONS

- As the members arrive at the Pronaos, they present their membership credentials to the Secretary, who verifies their membership status.
- About five minutes before the beginning of the ritual, the Guardian locks the door of the premises and asks the members for silence. Music may accompany this preparation period.
- All members must make their Salutations to the East before going to their seats in the Temple.
- If there are more than 30 members, the Salutation to the East should be made collectively. The Guardian must indicate this before they enter the Temple by saying:

“Fratres and Sorores, you may now present yourselves at the portal of our Temple and show your membership credentials or prove in some other way that you have the right to attend this sacred Convocation. The Salutation to the East at this Convocation will be made collectively.”

- When all the members are seated, the Guardian closes the door of the Temple again, goes to his/her station and remains standing. The Archivist, from the place he or she occupies at the Northwest of the Altar, turns towards the East and says while doing so:

“Fratres and Sorores, please rise and face the East! (The Master remains seated and does not make the Salutation to the East. Then the Archivist adds, while demonstrating what he/she says) Place the index finger of your right hand on the middle of your forehead, then upon your lips, and then place your right hand over your heart! (Pause) Drop your hands and be seated!”

The Archivist turns and goes to his/her seat by turning at right angles. The Archivist and Guardian sit at the same time.

- The Guardian and the Archivist should have their parts memorized (except the vowel sounds for the Guardian). If this is not at all possible, they may read their lines by using a scroll on which their parts have previously been copied. The scroll must be neat and attractive in appearance.

TEMPLE PREPARATION

The Temple should be prepared by the Guardian while under the supervision of the Master.

Ritualistic Preparation

- Arrange the Altar according to instructions (Diagram No. 1)
- Light the sanctuary candle.
- The Altar candles are not lit.
- Light some incense in the Temple.

Technical Preparation

- If technically feasible, illuminate the Temple with subdued lighting.
- Provide a pitchpipe or mini-keyboard for the Guardian.
- Place a music player and a chime near the Archivist's seat.
- Prepare the following music:
 - Music for the entrance and exit of the members.
 - Music for the first meditation (consisting of two pieces lasting about 2-1/2 minutes each).
 - Music for the second meditation (consisting of a single piece lasting about 2-1/2 minutes).
- Place a gong near and outside the Temple door. If this should be impossible for any reason, put it inside near the Guardian's seat.

OFFICERS' POSITIONS

(Diagram No. 2)

1. Master: Seated behind the lectern.
2. Archivist: Seated at station.
3. Guardian: Standing near the Temple door, on the outside.

Note:

- The Master, Archivist, and Guardian make the Salutation to the East before taking their respective places. The Master goes to the lectern via the North.

RITUAL

GUARDIAN: The Guardian strikes the gong once and says to the members:

“Fratres and Sorores, you may now present yourselves at the portal of our Temple and show your membership credentials or prove in some other way that you have the right to attend this sacred Convocation.”

ARCHIVIST: Begins the music for the entrance of the members, then goes to stand at the Northwest of the altar, facing West. (Diagram 3).

INSTRUCTIONS: The Guardian goes to open the Temple door and stands to one side. There, he/she checks each member’s AMORC membership card and dues receipt.

If a member is not up to date with the Grand Lodge dues, the Guardian must refuse entry to the Temple and discreetly ask that the member return to the foyer and wait. After having dealt with all the others, the Guardian should rejoin the member who is not in good standing and explain that he/she cannot attend the convocation. In the case of a major problem, the Guardian should inform the Master.

The Archivist should see that each member makes the Salutation to the East correctly. If one of them does it incorrectly, the Inner Guardian should correct the member after the convocation by gently showing how it should be done. If there are many members at the convocation, they may be directed where to sit so as to balance the filling of the Temple or to fill the vacant places. Otherwise, the members may sit where they wish.

When all the members are seated, the Guardian closes the Temple door and returns to his/her station. The Archivist also returns to his/her station. The two sit down at the same time. (Diagram No. 4)

The Archivist stops the music and rings the chime once, after which the Master rises, takes his/her place behind the lectern and says:

MASTER: **“Guardian (Guardian rises), do you vouch that all those assembled in this Temple have the right to attend this sacred convocation?”**

GUARDIAN: **“I so vouch, Venerable Master.”** (Guardian sits.)

MASTER: **“Fratres and Sorores, since the Guardian has vouched for you, we shall continue this Convocation. Invested with the insignia of my office and with the Rosicrucian apron, symbol of the mystical work that befits Rosicrucian disciples, I shall now carry out my duties. (Pause)**

“In ancient times, in the Temples of the East, Postulants assembled in the Pronaos adjacent to the Sanctuary. There, among the colonnades, they prepared for admittance among the Initiates to acquire the knowledge of the greatest mysteries.

“As Rosicrucians, we aspire to contemplate the Greater Light, because we know that the Wisdom that we seek dwells in it. May the God of our Hearts guide us in this quest and raise us in the understanding of Divine Laws!”

ARCHIVIST: Rises and says to the Master (preferably by memory):

“Venerable Master, since our fratres and sorores aspire to receive illumination and have come here to unite their soul under the auspices of Rose Cross, I ask that they be shown in this Temple the symbolism of the Greater Light.

MASTER: **“Archivist, your plea is noble and must be satisfied. You may now go to the Altar and demonstrate the Trinity of Lights, so that it shines upon our works all during this Convocation.”**

INSTRUCTIONS: The Archivist goes to the Altar walking at right angles, picks up the taper provided and lights it from the sanctuary candle. Then he/she faces the Master with the lighted candle in his hand. (Diagram No. 5).

MASTER: Waits for the Archivist to be in position and says:

“The Divine Reality is one, for everything in existence comes from and is united with the Cosmic. In the Cosmic resides the Light that manifested when the universe began.

“Light!

INSTRUCTIONS: When the Master says *“Light,”* the Archivist lights candle 1 from the taper (Diagram No. 5).

MASTER: When the first candle is lighted, continues:

“Through Light, Life manifested on Earth in the form of many creatures. Humans are the most highly evolved of these creatures, for we possess consciousness of self.

“Life!”

INSTRUCTIONS: When the Master says “*Life*,” the Archivist lights candle 2 from the taper (Diagram No. 5).

MASTER: When the second candle is lighted, continues:

“With Life, humans can evolve toward the understanding of the Divine Reality and thereby experience Love. Then we are ready to receive Illumination.

“Love!”

INSTRUCTIONS: When the Master says “*Love*,” the Archivist lights candle 3 from the taper (Diagram No. 5).

After the Master finishes speaking, the Archivist extinguishes the taper with the snuffer and places them in their original positions on the Altar, takes one step backward, and returns to his/her station by right angles and is seated.

MASTER: After the Archivist is seated, continues:

“Being conscious of the symbolism shown by Light, Life, and Love, the time has now come to prepare ourselves inwardly to receive inspiration from the Cosmic. I therefore ask our Guardian to lead us in the intonation of suitable vowel sounds.” (The Master then sits).

INSTRUCTIONS: The Guardian rises at the station, and leads the members in the intonation of three vowel sounds.

After the intonation of the vowel sounds, the Guardian sits down as the Master rises and continues.

MASTER: **“Fratres and Sorores, the time has now come to proceed to our period of meditation. For the first part, I ask that you direct**

positive thoughts toward all humanity, and to all those who suffer physical, mental, or spiritual challenges, or who, for whatever reason, have need of assistance. Then, in the second half, place yourself in a state of receptivity, so that you yourself may benefit from the influx of the Cosmic.” (The Master then sits.)

ARCHIVIST: Begins the first piece of meditation music (a single piece of music about 2 1/2 minutes in duration) and dims the Temple lighting if technically feasible.

After the meditation, stops the music, rings a chime once, and restores the normal lighting if it was lowered.

SPECIAL INSTRUCTIONS: If a dignitary of the Order is on and official visit, it is at this moment during convocation that he/she should be admitted into the Temple (see “Grand Master’s Official Visit,” “Grand Councilor’s Official Visit,” or “Regional Monitor’s Official Visit,” pages 1.13, 1.16, and 1.19). If a member has been asked to speak, the Master should invite him/her to come to the East at this time (see “Invited Guest Speaker,” page 1.22).

MASTER: Rises and says:

“Fratres and Sorores, today’s discourse is entitled *(gives the title of the discourse)*. (Reads the discourse.)

After the discourse:

“Fratres and Sorores, let us meditate a few moments on the Rosicrucian aspects of this discourse.” (The Master is seated.)

ARCHIVIST: Plays the second piece of meditation music (2½ minutes) and dims the Temple lighting if technically feasible.

After the meditation, stops the music, rings a chime once, and restores the lighting if it has been lowered.

MASTER: Rises and says:

“Fratres and Sorores, I will now summarize the discourse I have just read to you. Then we shall have a forum.”

INSTRUCTIONS: The Master reads a summary of the discourse to the members. He/she should prepare it beforehand in writing. He/she then says:

MASTER: **“Fratres and Sorores, if you have questions to ask or comments to make, you may now do so.”**

INSTRUCTIONS: The Master conducts a forum, seeing that, as many members as possible are able to express themselves. If necessary, the Master should elicit questions or provide commentary. It is imperative that this forum is confined to the subject of the talk and is in strict accordance with the teachings of our Order.

After the forum, which should not last longer than 30 minutes, the Master proceeds to read any mail that may have been received from the Emperor, Grand Master, or Grand Councilor that bears the caption “To be read in the East.”

Then the Master announces the visiting dignitaries and members if there are any. He/she gives their names and mentions the region or country from which they come. If officers are visiting, he/she also specifies their function in the body in which they officiate. After having given them a cordial welcome, he/she invites all the members to make their closer acquaintance after the Convocation. If there are too many visiting members, the Master simply welcomes them, but names only the officers.

If the Master has any special information to provide, it should be done in the Foyer, just before refreshments. These announcements should not be made in the East, as it is important that the Convocation should remain on the mystical level. The only exception is the announcement of a business meeting following a convocation.

SPECIAL
INSTRUCTIONS: If the Master has chosen to conduct one of the official experiments, he/she must say:

“Fratres and Sorores, today we will conduct an experiment entitled (gives the name of the experiment). I hope you will make this the subject of your meditations during the ensuing week.”

After the experiment, the Master must not suggest any meditation or conduct any forum (unless one is included in the experiment itself). He/she therefore proceeds directly to make any required announcements and then proceeds to the closing of the ritual.

MASTER: After the forum or experiment:

“Fratres and Sorores, the time has come to close our sacred Convocation. But first I will ask the Guardian to remind us of the purpose we must pursue as members of this Pronaos.”

GUARDIAN: The Guardian rises and says (preferably by memory):

“Venerable Master, above the Portal of the Temple of Apollo at Delphi in ancient Greece was inscribed the injunction: ‘Know thyself.’ This is ever the purpose of each Rosicrucian student.”
(Remains standing.)

MASTER: **“Archivist (Archivist rises), how can we know ourselves?”**

ARCHIVIST: **“Venerable Master, to know ourselves we must learn to listen to our Master Within, for only this can guide us on the path that leads to self-mastery.”** (Remains standing.)

MASTER: **“Fratres and Sorores, please rise!”**

When all are standing, says:

“Place your left hand over your heart to symbolize your devotion and your desire to know the Greater Light.”

INSTRUCTIONS: When all the members are in the proper position, the Guardian drops his/her hand and goes to the Altar by walking at right angles. There, he/she takes the snuffer and extinguishes the three candles in ritualistic order—namely, 3, 2, and 1 (Diagram No. 6). After doing so, he/she puts the snuffer back on the Altar, takes a step backward and then returns to his/her seat. There, the Guardian again puts his/her left hand on his/her heart and remains standing, facing the Master.

MASTER: When the Guardian has returned to his/her seat, says:

“Fratres and Sorores, may the single flame which remains on our Altar constantly remind us that Light, Life, and Love have their source in Cosmic Unity and are forever present in us. So Mote It Be!”

ALL MEMBERS: **“So Mote It Be!”**

INSTRUCTIONS: The Master turns off the light of his/her lectern and leaves the Temple via the South. The Guardian drops his/her arm, opens the door for the Master, and follows him/her.

After closing the door, the Guardian strikes the gong once. The members then drop their hands.

GUARDIAN: Reopens the Temple door and says to the members:

“Fratres and Sorores, you may now depart the Temple beginning with those in the Southeast.”

ARCHIVIST: Begins the music for the exit of the members.

INSTRUCTIONS: When all the members have left the Temple, the Archivist stops the music and also leaves. The Guardian goes back into the Temple, taking care to close the door behind him/her, to tidy up and put out the sanctuary candle. The Guardian must pay particular attention to seeing that the three altar candles are well trimmed for the next ritual.

If the Temple is not a permanent one, or if the room must be used for refreshments, the Guardian and Archivist must then dismantle it.

GRAND MASTER'S OFFICIAL VISIT

GENERAL INSTRUCTIONS

- This ritual should be used on the occasion of an official visit by the Grand Master to a Pronaos. The Master of the Pronaos is responsible for directing it.
- The arrangement of the Temple is the same as for an ordinary convocation, but with an extra seat placed in the East, on the South side, for the Master.
- Reserve seats in the Southeast for any Grand Councilors and in the Northeast for any Regional Monitors.
- The Archivist should make sure that there is music for the Grand Master's entrance.
- The Grand Councilors and Regional Monitors, as well as the Grand Master, wait outside the Temple wearing their Rosicrucian aprons and collars.

RITUAL

INSTRUCTIONS: At the beginning of the ritual, just before the Archivist rings a chime, the Master rises, goes behind the lectern, and says:

MASTER: **“Fratres and Sorores, we are today honored with the presence of our Regional Monitors. Guardian (Guardian rises), please admit them to our Temple.”**

INSTRUCTIONS: The Guardian opens the Temple door for the entrance of the Regional Monitors. They enter the Temple one by one and individually make the Salutation to the East (Pronaos salutation). Afterwards, they go to the Northeast, remain standing and place their left hand over their heart. The Guardian meanwhile closes the door and remains next to it, inside the Temple.

MASTER: **“Fratres and Sorores, we are also honored today by the presence of our Grand Councilors. Guardian, please admit them to our Temple.”**

The Guardian opens the Temple door for the entrance of the Grand Councilors. They enter the Temple one by one and individually make the Salutation to the East (Pronaos salutation). Afterwards, they go to the Southeast, remain standing and place their left hand over their heart.

When all the Grand Councilors are in their respective places, the Guardian returns directly to his/her station after having again closed the Temple door, remains standing and places his/her hand over his/her heart.

MASTER: When the Guardian is back at his/her station, the Master says:

“Fratres and Sorores, please be seated!”

INSTRUCTIONS: The Master proceeds with the normal Convocation until the meditation following the intonation of the vowel sounds. After the Archivist rings the chime, the Master rises and says:

MASTER: **“Fratres and Sorores, we are today honored by the presence of Frater/ Soror (gives full name of dignitary), Grand Master of our Order. He/she has a message of light to impart.”**

Addresses the Guardian:

“Guardian (Guardian rises), greet our Most Venerable Grand Master and conduct him/her into our Temple.”

INNER GUARDIAN: **“It shall be done!”**

INSTRUCTIONS: The Guardian goes and greets the Grand Master by making the Rosicrucian Sign and saying:

“Most Venerable Grand Master, are you ready?”

When the Grand Master is ready, the Guardian accompanies him/her to the Temple door and then strikes the gong.

MASTER: After the stroke of the gong, says:

“Fratres and Sorores, please rise and place your left hand over your heart.”

TECHNICIAN: Begins the music for the Grand Master's entrance.

INSTRUCTIONS: The Guardian opens the door for the Grand Master, who enters the Temple, approaches the Altar, and makes the Salutation to the East (Pronaos salutation). Meanwhile, after closing the door, the Guardian goes directly to his/her seat. He/she remains standing and places his/her left hand over his/her heart.

After making the salutation, the Grand Master goes to the East via the North and greets the Master with a fraternal handshake. The Master leaves the lectern and goes to the seat provided in the East.

ARCHIVIST: Stops the music.

GRAND MASTER: **“Fratres and Sorores, please be seated.”**

INSTRUCTIONS: All members sit.

GRAND MASTER: Delivers his/he message. When finished says:

“Fratres and Sorores, please rise and place your left hand over your heart.”

INSTRUCTIONS: The Grand Master leaves the Temple via the South. The Guardian opens the door, closes it behind him/her, returns to his/her station and remains standing. Meanwhile, the Master rises and resumes his/her place behind the lectern.

MASTER: When the Grand Master has left the Temple, says:

“Fratres and Sorores, please be seated.”

INSTRUCTIONS: When all the members are seated, the Master closes the convocation as normal. The Master leaves the Temple via the South, followed by the dignitaries (the Grand Councilors preceding the Regional Monitors). Then the members leave in accordance with the usual convocation ritual.

GRAND COUNCILOR'S OFFICIAL VISIT

GENERAL INSTRUCTIONS

- This ritual should be used on the occasion of an Official visit by the Grand Councilor. The Master of the Pronaos is responsible for directing it.
- The arrangement of the Temple is the same as for an ordinary Convocation, but with an extra seat placed in the East, on the South side, for the Master.
- Reserve seats in the Southeast for any Regional Monitors for the area.
- If any Grand Councilors or Regional Monitors of other regions are present, they do not wear Rosicrucian aprons, but enter the Temple with the other members. They sit in the Southeast, where enough seats should be reserved for them. (The Regional Monitors wearing Rosicrucian aprons and collars should sit nearest the East.)
- The Archivist should make sure that there is music for the Grand Councilor's entrance.
- The Regional Monitors of the area, as well as the Grand Councilor, wait outside the Temple wearing their Rosicrucian aprons and collars.

RITUAL

INSTRUCTIONS: At the beginning of the ritual, just before the Archivist rings a chime, the Master rises, goes behind the lectern, and says:

MASTER: **“Fratres and Sorores, we are today honored with the presence of our Regional Monitors. Guardian (Guardian rises), please admit them to our Temple.”**

INSTRUCTIONS: The Guardian leaves the Temple and closes the door behind him/her.

MASTER: Once the Guardian has left, says:

“Fratres and Sorores, please rise and place your left hand over your heart!”

INSTRUCTIONS: The Guardian opens the Temple door for the entrance of the Regional Monitors. They enter the Temple one by one and individually make the Salutation to the East (Pronaos salutation). Afterwards, they go to the Southeast, remain standing and place their left hand over their heart.

When all the Regional Monitors are in their respective places, the Guardian returns directly to his/her station after having again closed the Temple door, remains standing and places his/her hand over his/her heart.

MASTER: When the Guardian is back at his/her station, the Master says:

“Fratres and Sorores, please be seated!”

INSTRUCTIONS: The Master proceeds with the normal Convocation until the meditation following the intonation of the vowel sounds. After the Archivist rings the chime, the Master rises and says:

MASTER: **“Fratres and Sorores, we are today honored by the presence of Frater/Soror (*gives full name of dignitary*), the Grand Councilor of (*name of region*). He/she has a message of light to impart.”**

Addresses the Guardian:

“Guardian (Guardian rises), greet our Venerable Grand Councilor and conduct him/her into our Temple.”

INNER GUARDIAN: **“It shall be done!”**

INSTRUCTIONS: The Guardian goes and greets the Grand Councilor by making the Rosicrucian Sign and saying:

“Venerable Grand Councilor, are you ready?”

When the Grand Councilor is ready, the Guardian accompanies him/her to the Temple door and then strikes the gong.

MASTER: After the stroke of the gong, says:

“Fratres and Sorores, please rise and place your left hand over your heart.”

- TECHNICIAN: Begins the music for the Grand Councilor's entrance.
- INSTRUCTIONS: The Guardian opens the door for the Grand Councilor, who enters the Temple, approaches the Altar, and makes the Salutation to the East (Pronaos salutation).
- Meanwhile, after closing the door, the Guardian goes directly to his/her seat. He/she remains standing and places his/her left hand over his/her heart.
- After making the salutation, the Grand Councilor goes to the East via the North and greets the Master with a fraternal handshake. The Master leaves the lectern and goes to the seat provided in the East.
- ARCHIVIST: Stops the music.
- GRAND COUNCILOR: **"Fratres and Sorores, please be seated."**
- INSTRUCTIONS: All members sit.
- GRAND COUNCILOR: Delivers his/her message. When finished, says:
"Fratres and Sorores, please rise and place your left hand over your heart."
- INSTRUCTIONS: The Grand Councilor leaves the Temple via the South. The Guardian opens the door, closes it behind him/her, returns to his/her station and remains standing. Meanwhile, the Master rises and resumes his/her place behind the lectern.
- MASTER: When the Grand Councilor has left the Temple, says:
"Fratres and Sorores, please be seated."
- When all the members are seated, the Master closes the Convocation as normal.
- INSTRUCTIONS: The Master leaves the Temple via the South, followed by the Regional Monitors. Then the members leave in accordance with the usual Convocation ritual

REGIONAL MONITOR'S OFFICIAL VISIT

GENERAL INSTRUCTIONS

- This ritual should be used on the occasion of an official visit by the Regional Monitor. The Master of the Pronaos is responsible for directing it.
- The arrangement of the Temple is the same as for an ordinary Convocation, but with an extra seat placed in the East, on the South side, for the Master.
- If the Grand Councilor or other Regional Monitors are present, they do not wear Rosicrucian aprons, but enter the Temple with the other members. They sit in the Southeast, where enough seats should be reserved for them.
- The Archivist should make sure that there is music for the Regional Monitor's entrance.
- The Regional Monitor waits outside the Temple wearing a Rosicrucian apron and his/her collar.

RITUAL

MASTER: The Master proceeds with the normal Convocation until the meditation following the intonation of the vowel sounds. After the Archivist rings the chime, the Master rises and says:

MASTER: **“Fratres and Sorores, we are today honored by the presence of Frater/Soror (gives full name of dignitary), the Regional Monitor of (name of region he/she supervises). He/she has a message of light to impart.”**

Addresses the Guardian:

“Guardian (Guardian rises), greet our Venerable Regional Monitor and conduct him/her into our Temple.”

INNER GUARDIAN: **“It shall be done!”**

INSTRUCTIONS: The Guardian goes and greets the Regional Monitor by making the Rosicrucian Sign and saying:

“Venerable Regional Monitor, are you ready?”

When the Regional Monitor is ready, the Guardian accompanies him/her to the Temple door and then strikes the gong.

MASTER: After the stroke of the gong, says:

“Fratres and Sorores, please rise and place your left hand over your heart.”

TECHNICIAN: Begins the music for the Regional Monitor’s entrance.

INSTRUCTIONS: The Guardian opens the door for the Regional Monitor, who enters the Temple, approaches the Altar, and makes the Salutation to the East (Pronaos salutation). Meanwhile, after closing the door, the Guardian goes directly to his/her seat. He/ she remains standing and places his/her left hand over his/her heart.

After making the salutation, the Regional Monitor goes to the East via the North and greets the Master with a fraternal handshake. The Master leaves the lectern and goes to the seat provided in the East.

ARCHIVIST: Stops the music.

REGIONAL MONITOR: **“Fratres and Sorores, please be seated.”**

INSTRUCTIONS: All members sit.

REGIONAL MONITOR: Delivers his/her message. When finished, says:

“Fratres and Sorores, please rise and place your left hand over your heart.”

INSTRUCTIONS: The Regional Monitor leaves the Temple via the South. The Guardian opens the door, closes it behind him/her, returns to his/her station and remains standing. Meanwhile, the Master rises and resumes his/her place behind the lectern.

MASTER: When the Regional Monitor has left the Temple, says:

“Fratres and Sorores, please be seated.”

When all the members are seated, the Master closes the Convocation as normal.

INSTRUCTIONS: The Master, officers, and members leave in accordance with the usual Convocation ritual. (The Grand Councilor or other Regional Monitors present leave with the members.)

INVITED GUEST SPEAKER

GENERAL INSTRUCTIONS

- At the request of the Master, a member of the Proanos may present a discourse during a Convocation on a particular mystical, philosophical, or scientific subject. The discourse should have been previously approved by the Grand Councilor. The invited speaker should enter the Temple at the same time as the members and take a seat in the Southeast in the first row.
- If the speaker is the Archivist or Guardian of the Pronaos, he/she should be replaced on this occasion and enter the Temple at the same time as the members and take a seat in the Southeast in the first row.
- An extra seat should be provided in the East for the Master.

RITUAL

MASTER: The Master proceeds with the normal Convocation until the meditation following the intonation of the vowel sounds. After the Archivist rings the chime, the Master rises and says:

“Fratres and Sorores, Frater/Soror (*gives full name and any current office*) has a message of light to impart. He/she will speak to us on the subject of (*indicate the subject of the speech*).

“Will our frater/soror please come to the East.”

INSTRUCTIONS: The invited speaker goes to the East by way of the West and North and approaches the Master. The Master welcomes him/her with a fraternal handshake, leaves the lectern, and goes and sits on the seat provided in the East.

SPEAKER: The speaker delivers the discourse and, if previously arranged, offers the members the opportunity to ask questions or make comments. After this forum, which should not exceed thirty minutes, the speaker returns directly to his/her seat in the Southeast. Meanwhile, the Master returns to the lectern.

INSTRUCTIONS: The Convocation is completed as usual.

Diagram No. 1

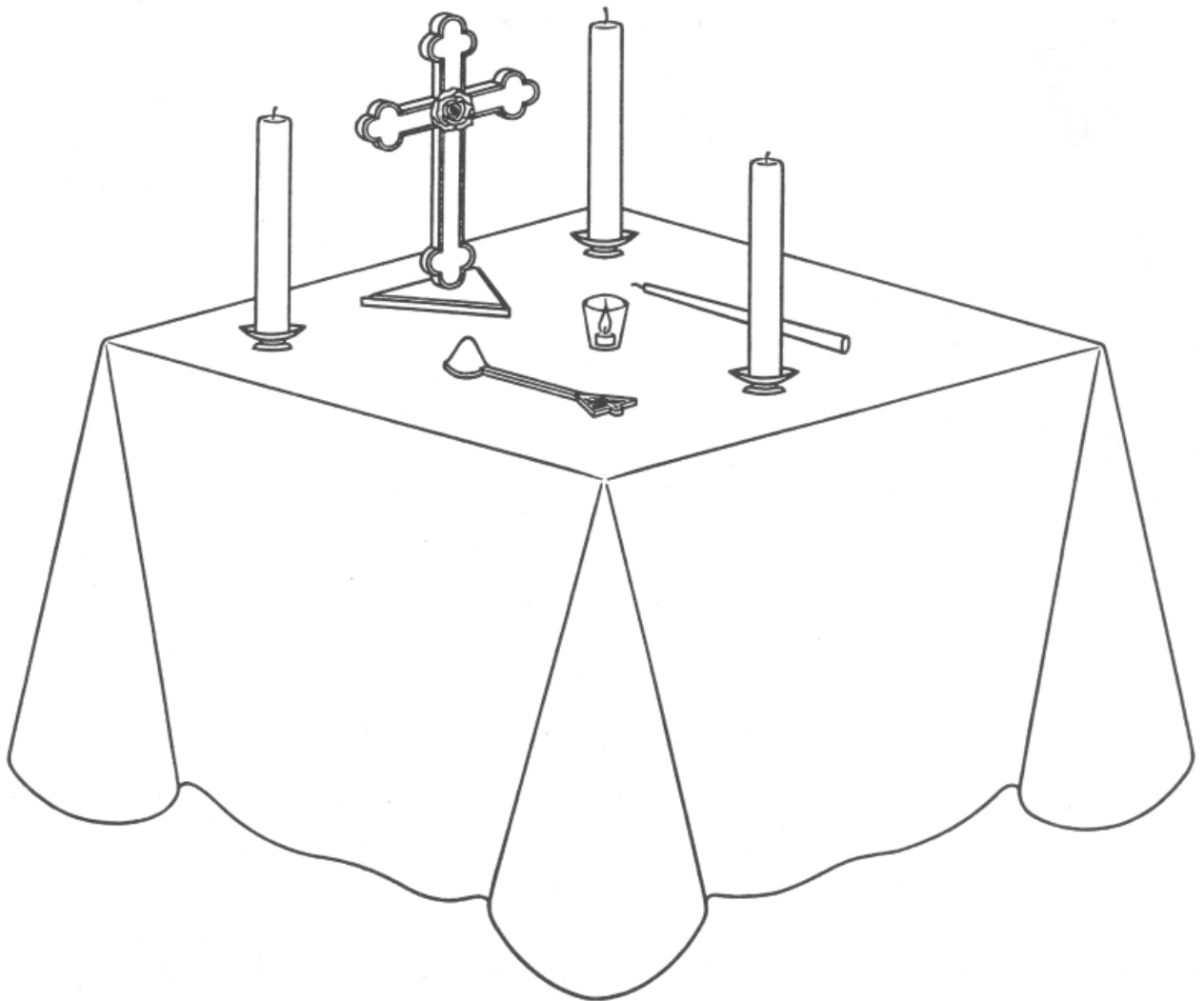
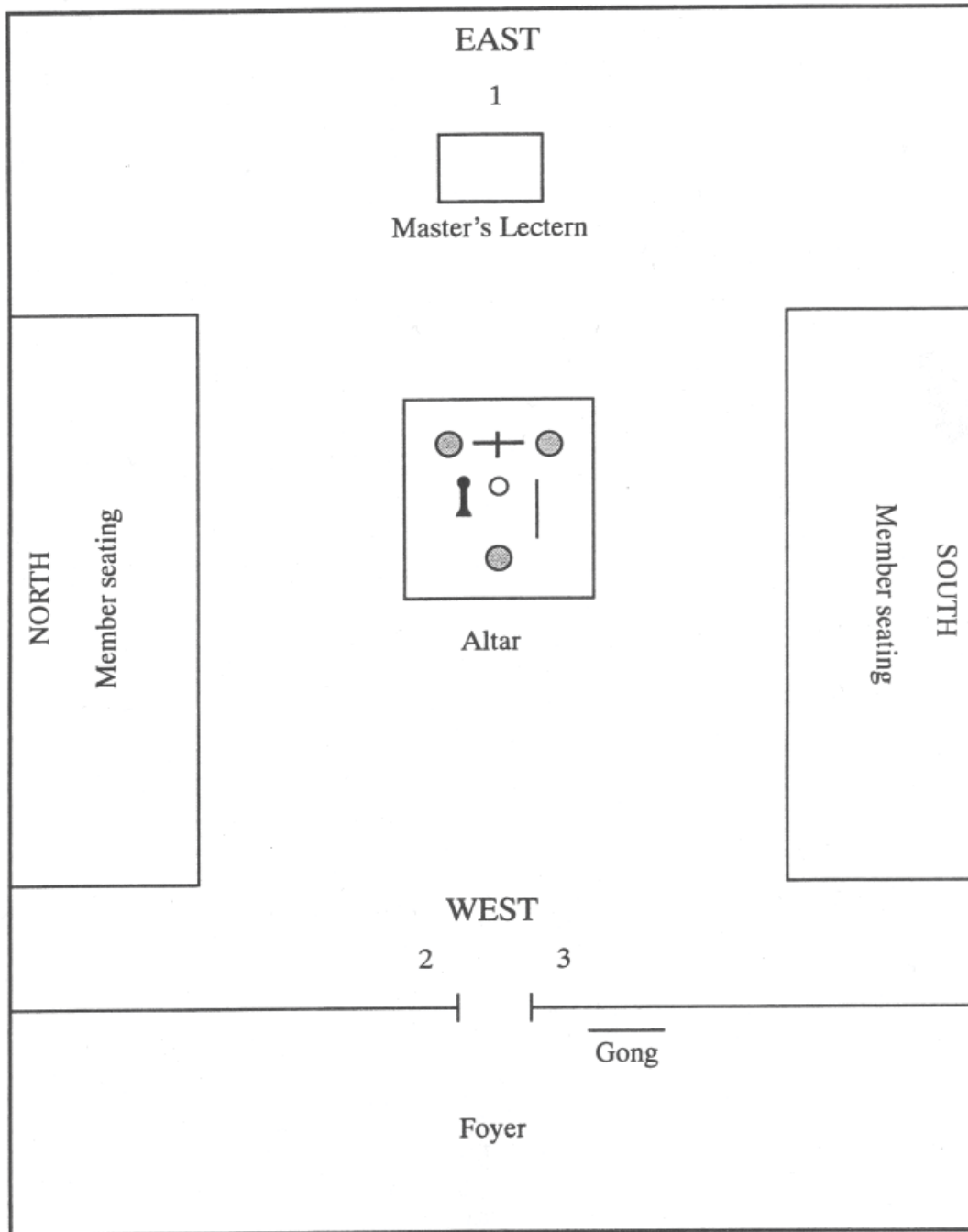


Diagram No. 2



- Chair of: 1. Master
2. Secretary (called "Archivist" in rituals)
3. Guardian

Diagram No. 3

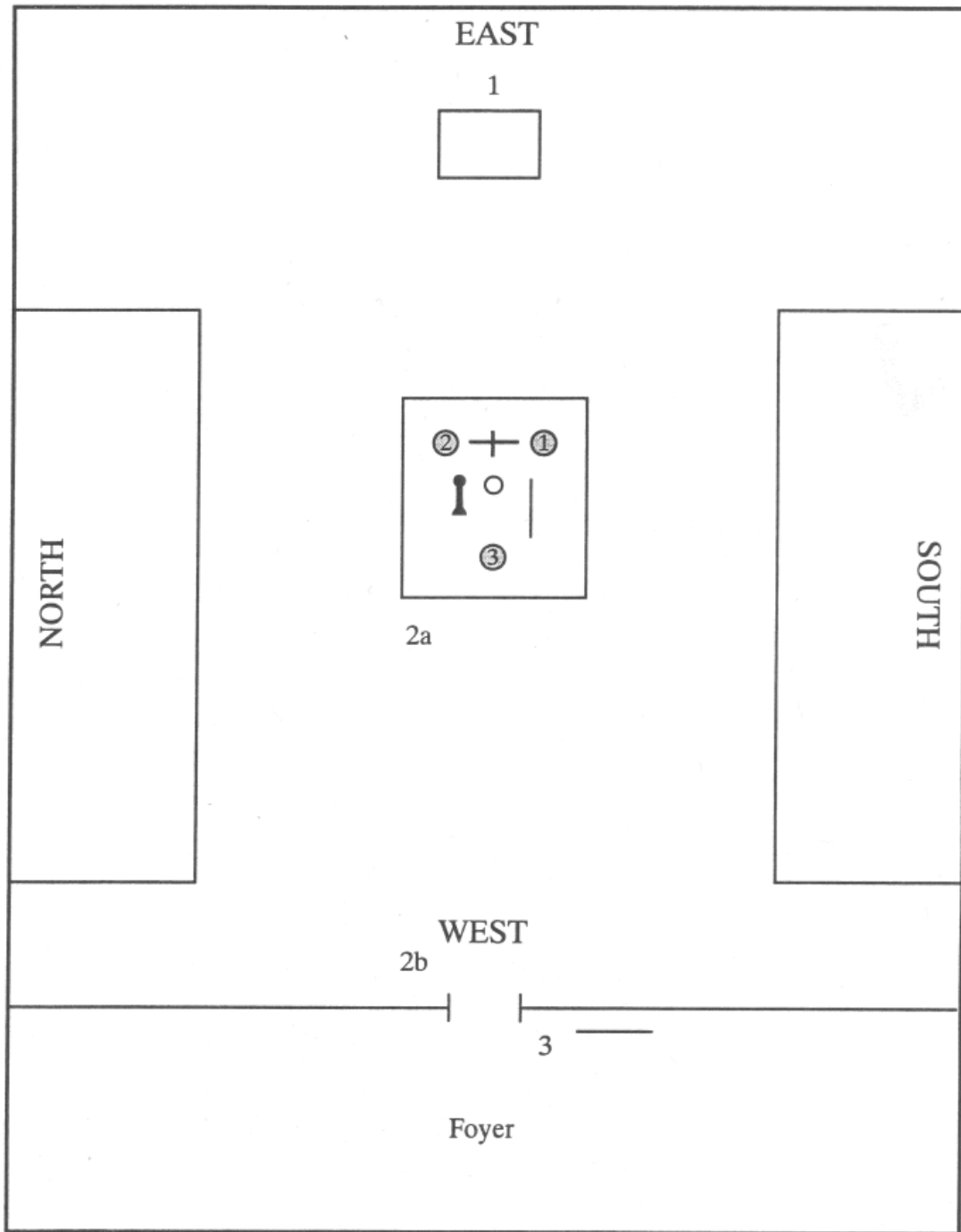


Diagram No. 4

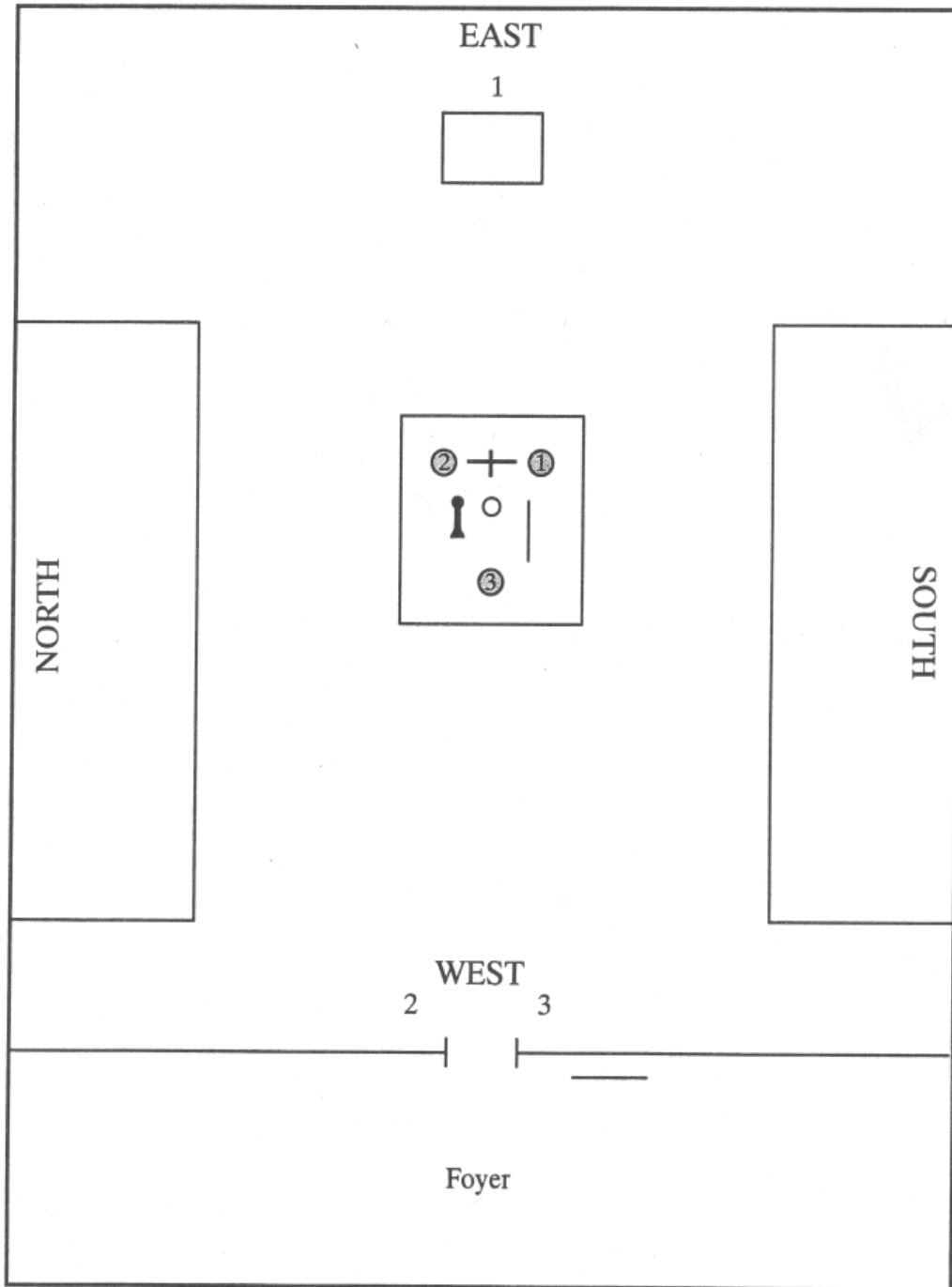


Diagram No. 5

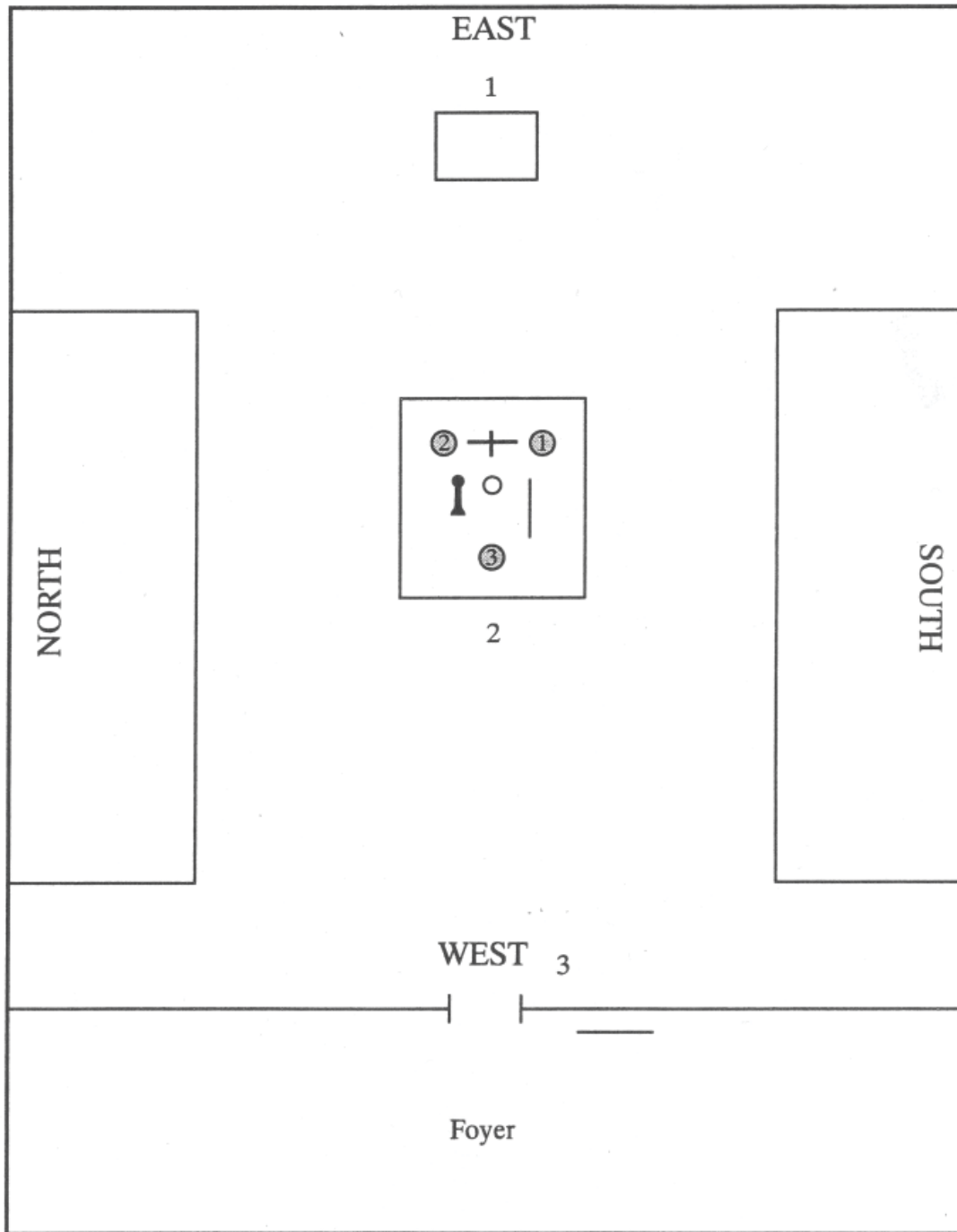


Diagram No. 6

